

## LIST OF TABLES

<b>Table No</b>	<b>Title of the Table</b>	<b>Page No.</b>
Table:5.1	Population Distribution of Assam Region Wise in Last Three Decade	137
Table: 5.2	Population Distribution District wise of upper Assam	138
Table: 6.1	Age group wise Distribution of the Respondents in Mogroi Village	176
Table: 6.2	Gender wise Distribution of Respondents <i>Caln</i> of Mogroi Village	177
Table: 6.3	Sex wise Distribution of Marital Status of the Respondent	178
Table: 6.4	Distribution of Type of Family in Mogroi Village	179
Table: 6.5	Languages known by the Respondents	180
Table. 6.6	Distribution of Educational Level by the Respondents of Mogroi Village	181
Table: 6.7	Distribution of Educational level of the Respondent's Father	183
Table: 6.8	Distribution of Educational Level of the Respondents Mother	183
Table: 6.9	Level of Education of the Ahoms in Mogroi Village	184
Table: 6.10	Level of Education among the Male and Female in the Mogroi Village	185
Table: 6.11	Distribution of Traditional Occupation of Respondent's Families	186
Table: 6.12	Distribution of Main Occupation of the Respondents	188
Table: 6.13	Distribution of Subsidiary Occupation of the Respondents	189
Table: 6.14	Distribution of Main Occupation of Respondents' father	190
Table: 6.15	Distribution of Subsidiary Occupation of Respondents' Father	191
Table: 6.16	Distribution of Mother Occupation of the Respondents'	192
Table: 6.17	Distribution of Type of Houses of the Respondents	193

Table: 6.18	Distribution of Native Place of the Respondents'	194
Table: 6.19	Length of Resident of the Respondents in Mogroi Village	195
Table: 6.20	Process of Land of the Respondents' Families	196
Table: 6.21	Distribution of Total Land of the Respondents' Families	196
Table: 6.22	Distribution of Household lands of the Respondents'	197
Table: 6.23	Distribution of Cultivated land of the Respondents' Family	198
Table: 6.24	Distribution of Uncultivated land of the Respondents Family	199
Table: 6.25	Distribution of Taken Land for Share Cropping by the Respondents	199
Table: 6.26	Distribution of Given Land for Share Cropping by the Respondents	200
Table: 6.27	Distribution of Grown crops in a year by the Respondents	201
Table: 6.28	Distribution of use Agricultural instruments among the Respondents	202
Table: 6.29	Use of Fertilizer among the Respondents in the Fields of Agriculture	202
Table: 6.30	Distribution of Respondents views on Seeds Use	203
Table: 6.31	Distribution of Information Regarding Fertilizer of the Respondents	204
Table: 6.32	Distribution of Respondents views Regarding Information of Seeds use	205
Table: 6.33	Distribution of Respondents Regarding Use insecticide/Pesticides	206
Table: 6.34	Distribution of Type of Insecticides/Pesticides used by the Respondents	207
Table: 6.35	Distribution of Household Consumption Pattern of the Respondents	208
Table: 6.36	Distribution of Tendencies of Town going by the Respondents	209

Table: 6.37	Distribution of the Frequency of Visiting Town by the Respondents	209
Table: 6.38	Purpose wise Town visit Distribution of the Respondents	210
Table: 6.39	Distribution of Mode of Travel to Town visit of the Respondents	211
Table: 6.40	Distribution of Nearest Town visited most of the Respondents'	212
Table: 6.41	Respondents views of going Medical Treatment	213
Table: 6.42	Distribution of Preferred Medical Treatment of the Respondent	214
Table: 6.43	Distribution of Sect. of Religion of the Respondents	215
Table: 6.44	Respondents' views on Performance of Religious Activity in a year	216
Table: 6.45	Preparation of Rice Beer by the Respondents family	217
Table: 6.46	Respondents views on making <i>haj</i> (Rice Beer)	218
Table: 6.47	Distribution of cremating dead bodies by the Respondents	218
Table: 6.48	Distribution of Performing Traditional Ahom ritual	219
Table: 6.49	Respondents views on Obeying Dharma Guru	220
Table: 6.50	Respondents views on worshipping god and goddess	220
Table: 6.51	Distribution of Preferring gods and goddess for Worship by the Respondents	221
Table: 6.52	Distribution of believe Mantra of the Respondents	222
Table: 6.53	Distribution of Habit of going to <i>Namghar</i> (prayer house)	222
Table: 6.54	Respondent's views on having of Prayer House in his/her Home	223
Table: 6.55	Respondents views on having the membership of SSS	223
Table: 6.56	Respondents views on attending the annual conference of SSS	224
Table: 6.57	Distribution of Type of marriage System in the village	225
Table: 6.58	Distribution of Patterns of marriage among the Ahoms in the village	225

Table: 6.59	Distribution of Wearing of Traditional Dress by the Respondents	226
Table: 6.60	Distribution of Occasion for Wearing Traditional Dress by the Respondents	227
Table: 6.61	Type of Listened Music by the Respondents of Mogroi village	228
Table: 6.62	Preference of dance by the Respondents of Mogroi Village	229
Table: 6.63	Distribution of Festival mostly observed in the Family of the Respondents	230
Table: 6.64	Distribution of Radio owners of the Mogroi Village	231
Table: 6.65	Distribution of Time spent on listening Radio by the Respondents	232
Table: 6.66	Types of Programmes listen by the Respondents in Mogroi village	233
Table: 6.67	Distribution of Newspaper subscribing by the Respondents	234
Table: 6.68	Name of subscribed Newspaper by the Respondents in Mogroi Village	235
Table: 6.69	Distribution of Time spent for Reading Newspaper	236
Table: 6.70	Part of Newspaper Read by the Respondents	236
Table: 6.71	Distribution of Habit of Reading Magazine by the Respondents	238
Table: 6.72	Name of the Magazine Read by the Respondents of Mogroi village	239
Table: 6.73	Television ownership by the Respondents of Mogroi Village	240
Table: 6.74	Watch Television in a week by the Respondents of Mogroi Village	241
Table: 6.75	Satellite Dish among the Respondents of Mogroi Village	242
Table: 6.76	Distribution of Type of Satellite Dish in Mogroi village	242
Table: 6.77	Channels watched on Satellite Dish and Doordarshan	243

Table: 6.78	Habits of Cinema Going Among the Respondents in Mogroi Village	244
Table: 6.79	Frequency of Cinema Going Among the Respondents in Mogroi Village	245
Table: 6.80	Watching Movies on DVD / VCD	246
Table: 6.81	Place of watching Movie on VCD /DVD/Computer	247
Table: 6.82	Place of bringing VCD/DVDs Cassette	248
Table: 6.83	Types of Film Preferred by the Respondents in Mogroi village	248
Table: 6.84	Language of Film Preferred by the Respondents in Mogroi Village	249
Table: 6.85	Distribution of Mobile Phone Use by the Respondents	250
Table: 6.86	Distribution of Mobile service Provider	251
Table: 6.87	Distribution of Level of Digital literacy Rate	251
Table: 6.88	Ownership of Computer in Mogroi Village	252
Table: 6.89	Distribution of Internet Connection of the Respondents	253
Table: 6.90	Place of Using of Computer by the Respondents	254
Table: 6.91	Purpose of Using Computer among the Respondents in Mogroi village	254
Table: 6.92	Access to Internet	255
Table: 6.93	Frequency of use internet in a week	256
Table: 6.94	Purpose of using internet	257
Table: 6.95	Whether participate in the village Authority	258
Table: 6.96	Respondents views for participate of village authority	259
Table: 6.97	Respondents views Regarding Political Elite in the village	260
Table: 6.98	Respondents views regarding Social elite in village	260
Table: 6.99	Respondents views Regarding five Respectable person in Mogroi Village	261
Table: 6.100	Respondents views regarding five most educated person in Mogroi village	262

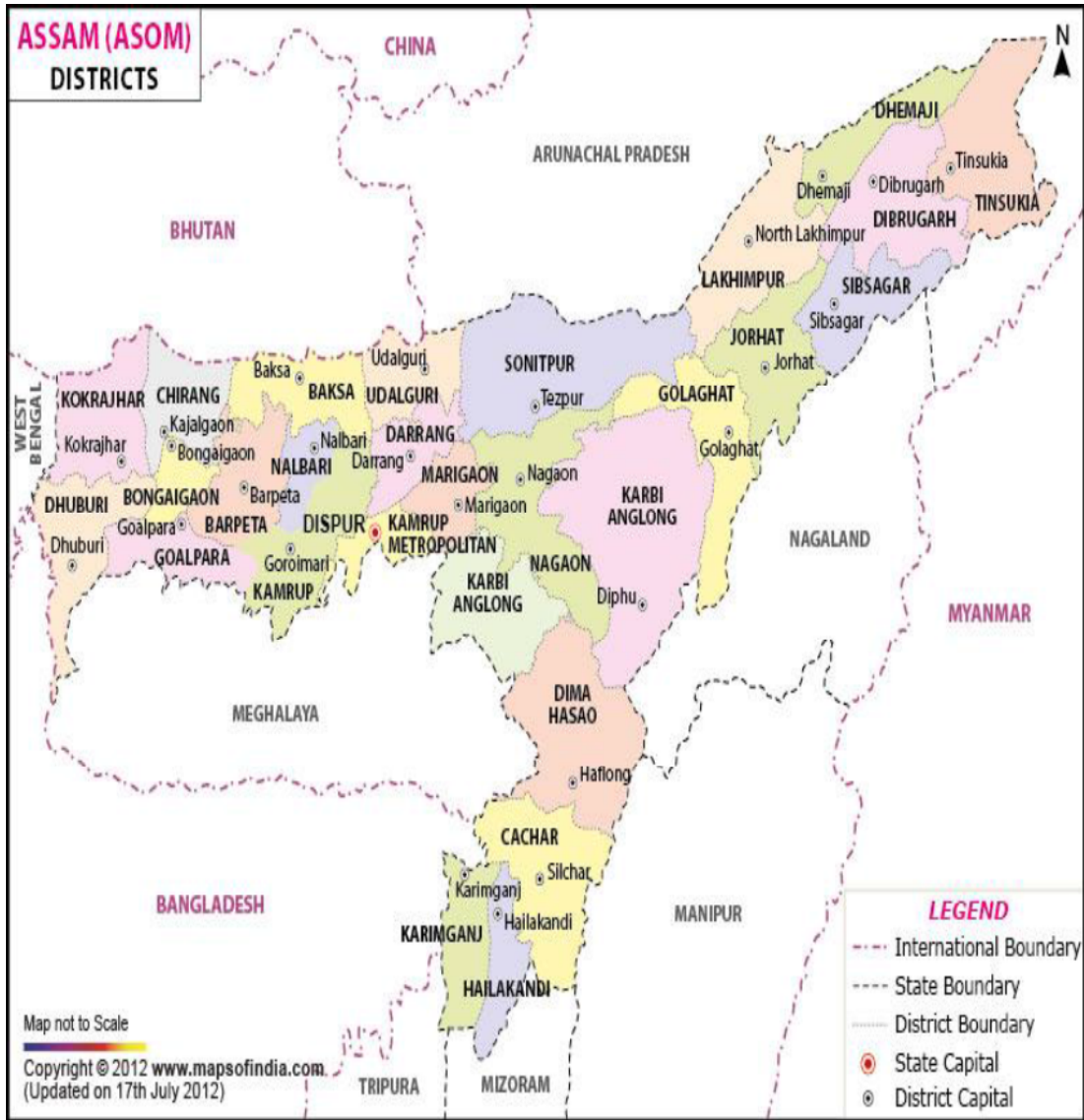
# Map No. 1

## MAP OF INDIA



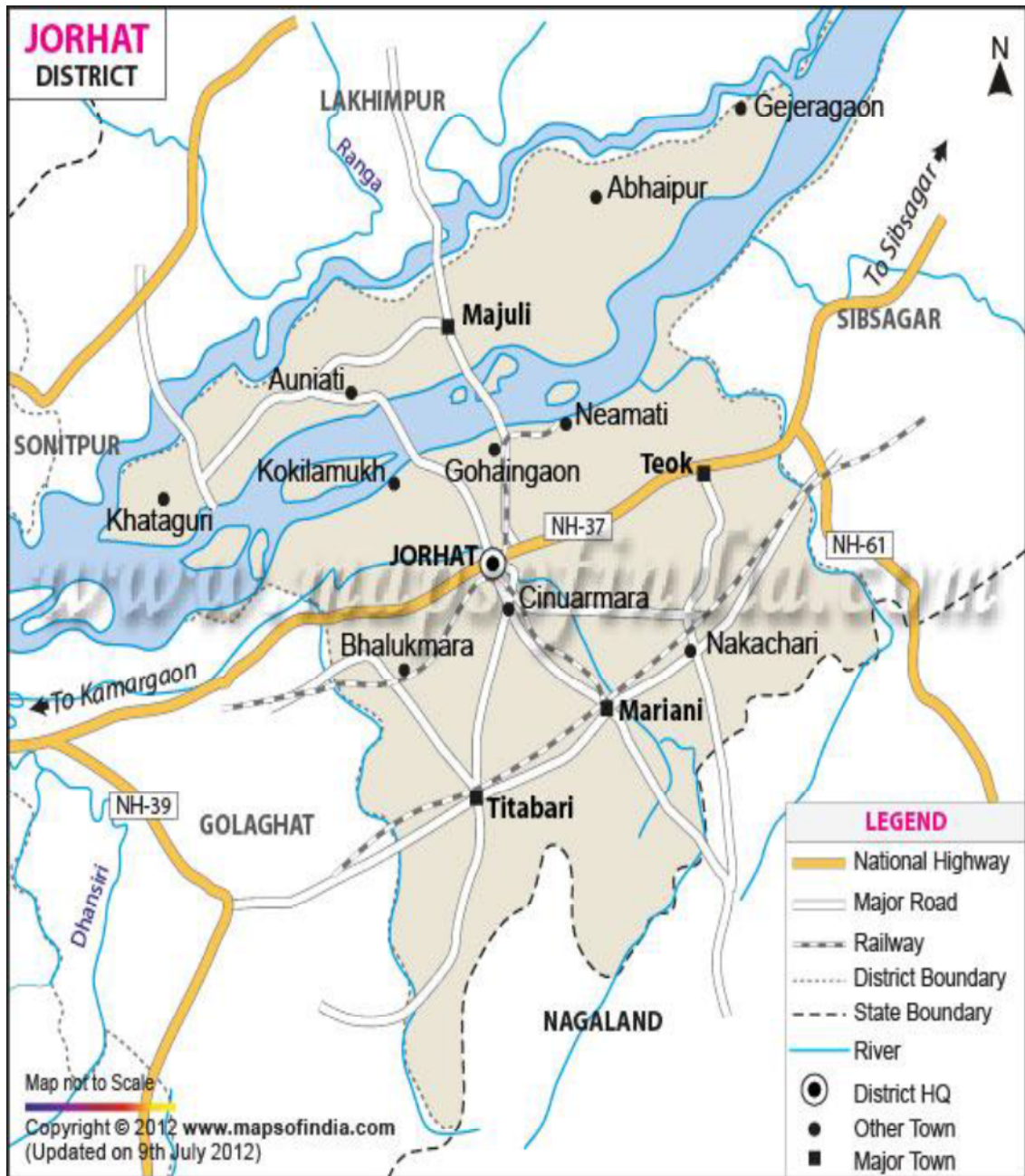
## Map No. 2

### MAP OF ASSAM



### Map No. 3

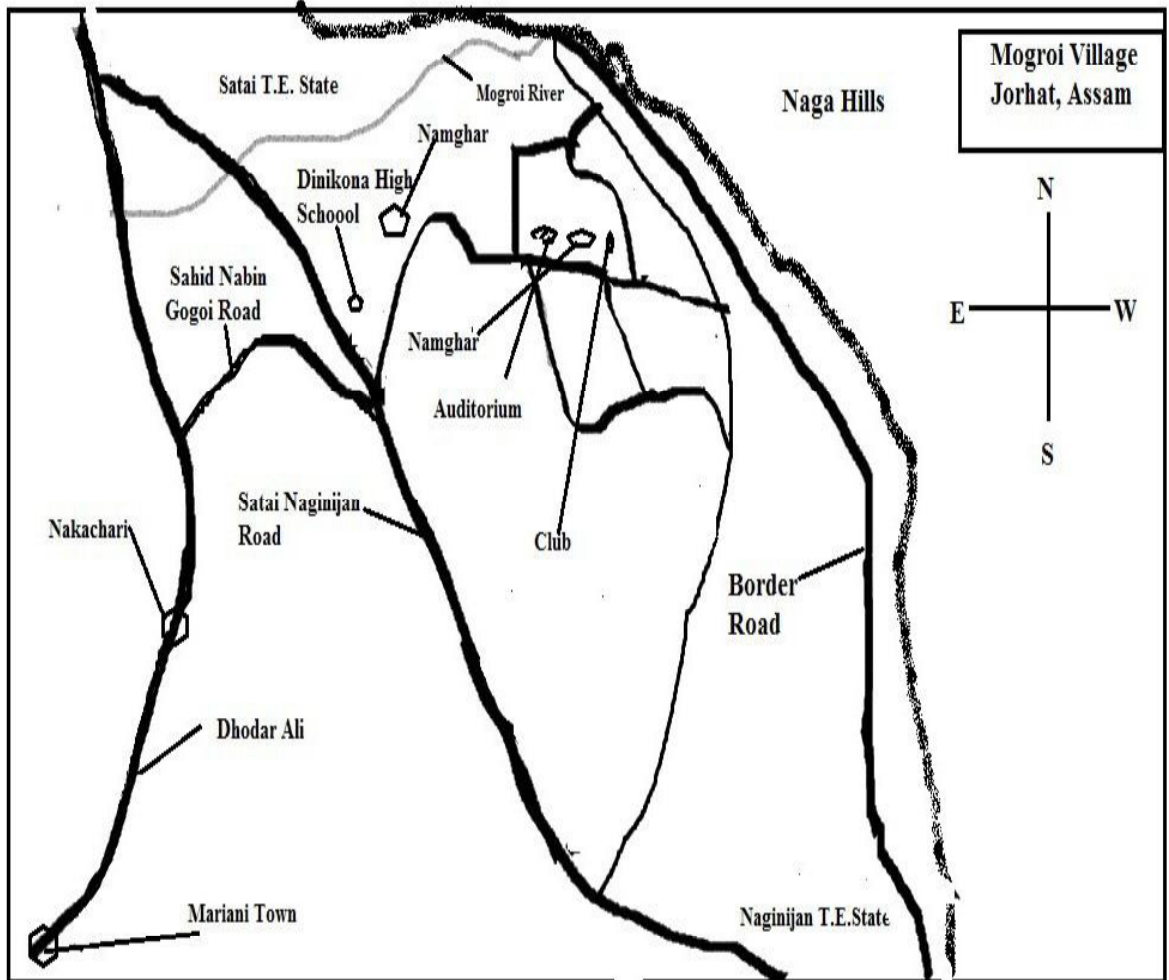
## MAP OF JORHAT DISTRICT





## Map No. 4

### MAP OF MOGROI VILLAGE



Map in not in scale